

LegholderRX[®] mod. dép.

® mod. dép. € € SWISS MADE +
LEGHOLDERRX.CH
THE „MUST“ FOR SURGERY OF THE KNEE JOINT

BROCHURE

2023

LEG POSITIONERS FOR KNEE SURGERY

SWISS MADE  SINCE 2000



ADVANTAGES


- ✓ 6 different positions
- ✓ Easy to use, no need to assemble and disassemble
- ✓ No need for additional disposables
- ✓ No need to sterilize
- ✓ X-Ray transparent
- ✓ When used in combination with lateral post, it replaces an assistant



This is the best invention in orthopaedics in the last 10 years


Dr.med. Alois Lustenberger, Orthopaedic Surgeon,
Privatklinikgruppe Hirslanden, Switzerland

PRODUCTS 2021




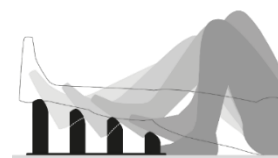
LegholderRX® standard

The most sold version of our leg positioners LegholderRX® standard, features more stable construction, optimized upholstery with side knobs and straps with marked pull tabs.



LegholderRX® fusion

The new improved edition of our LegholderRX® standard features special half spheric nobs on the side of the stirrups to allow easier sliding of the drapes between the stirrups and to prevent the foot from slipping out sideways. The increased height between stirrups ensures enhanced stability.



LegholderRX® extra stable

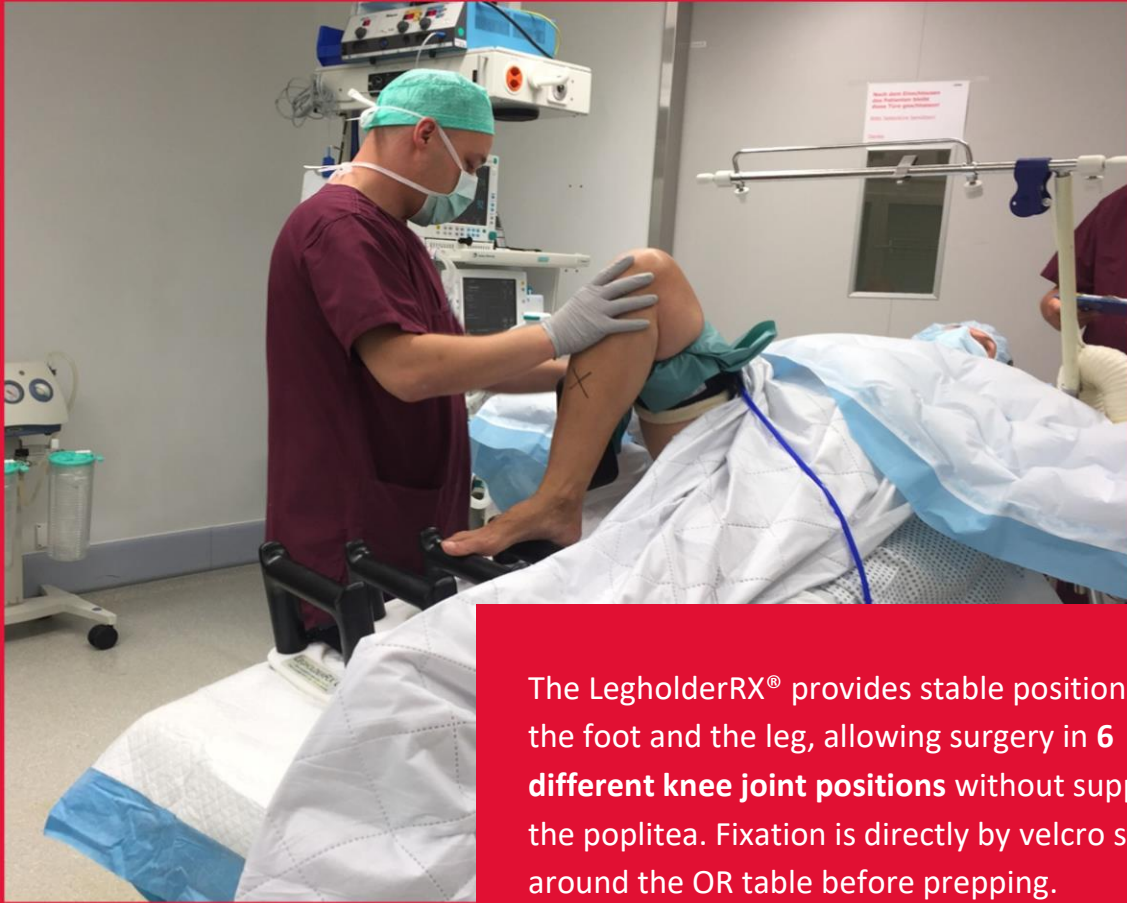
Very stable positioning thanks to biometrically calculated and ergonomic flat contact surfaces, increased height and recess for Achilles tendon on the 2nd and 3rd brackets (dotted line).



The increased overall height can be compensated by lowering the leg section.

*Each product is delivered with long or short straps.

TYPES OF SURGERIES THAT CAN BE PERFORMED WITH LEGHOLDERRX®



The LegholderRX® provides stable positioning of the foot and the leg, allowing surgery in **6 different knee joint positions** without support in the poplitea. Fixation is directly by velcro straps around the OR table before prepping.

This way of positioning in combination with a **lateral thigh post** is very helpful in **open knee surgeries such as arthroplasties, osteotomies, cartilage reconstruction and patellar surgery.**

Motion at the ankle joint is free. The malleoli and the middle of the ankle joint are well palpable to set the axial alignment.

The models cannot be broken ... I personally really like the extra stable version. It offers additional stability, especially for larger and heavier patients.

Prof.Dr.med.Niklaus Friedrich, University Hospital Basel

NEW IMPROVED STRAPS



The straps have a practical locking bar and an integrated drawing for correct use.



AVAILABLE IN TWO LENGTHS

SHORT STRAPS

Ideally used to fasten the LegholderRX® around one leg section.



LONG STRAPS


Can be used over one leg section as well as over both leg sections.



TECHNICAL DATA



Dimensions	490 x 240 x 200mm
Weight	3 kg, including 2 robust (long or short) velcro straps
Specifications	Easy maintenance, robust, non-allergenic plastic
Cleaning	No need to sterilize, inert against common cleaning agents



SWISS MADE  SINCE 2000

LegholderRX® mod. dép.
CE (Swissmedic CH-201505-0035)
GLN: 7649994277000



Tel: + 1 (949) 966 0144



info@plusortho.us
www.legholderrx.ch



PlusORTHO America LLC
5319 University Dr. #87
Irvine, CA 92612
USA